

PAVERS + SLABS

CLASSIC CONTEMPORARY STONE TEXTURE

Create eye-catching walkways, patios and driveways that express your personal sense of style. Belgard® pavers are strong, durable and environmentally friendly, helping you create beautiful spaces that will stand the test of time. You pick the look.

WE'LL PAVE THE WAY



Agilina™ Plank in Silex Blend

NEW!

AGILINA™

PLANK

The new Agilina plank is a versatile 3-piece linear plank system with variable stone lengths. It offers a modern feel with a touch of natural stone texture which will complement various architectural styles.




Silex Blend

AVAILABLE COLORS



Danville Blend



Driftwood Blend*



Sable Blend



Silex Blend

SHAPES & SIZES

3-Piece Modular – 5"



5 x 11¹³/₁₆ x 3¹/₈



5 x 15³/₄ x 3¹/₈



5 x 19¹¹/₁₆ x 3¹/₈

3-Piece Modular – 7¹/₂"



7¹/₂ x 11¹³/₁₆ x 3¹/₈



7¹/₂ x 15³/₄ x 3¹/₈



7¹/₂ x 19¹¹/₁₆ x 3¹/₈



TRUECOLOR™

Belgard's premium surface level color-enhancing protectant. TrueColor enhances the original color depth of Belgard pavers and extends color fastness and durability over time. Please refer to page 14 for more information.

**Swatches represent product color only, not surface texture, dimension and/or shape.*



Sable Blend

BERGERAC®

PAVERS



Bring old-world European charm to modern design with the timeless, hand-cobbled look of Bergerac, with its dimpled surface, weathered edges and array of distinctive color blends.



Brittany Blend


AVAILABLE COLORS



Brittany Blend




Charcoal



Dirtwood Blend*



Sable Blend




Walnut*

SHAPES & SIZES

4-Piece Combo




5½ x 4¾ x 2¾



5½ x 6⅝ x 2¾



5½ x 7⅞ x 2¾



5½ x 9⅞ x 2¾

SPECIAL ORDER


Bergerac Circle Kit
Bergerac 4-Piece Tumbled

CAPE COBBLE™

PAVERS



Cape Cobble creates a casually elegant, time-worn look with its gently distressed surface and antiqued edging. Available in an array of distinctive color blends.



Sable Blend


AVAILABLE COLORS



Brittany Blend



Sable Blend



Silex Blend



Walnut

SHAPES & SIZES

Rectangle



6 x 9 x 2³/₈

Square



6 x 6 x 2³/₈

CATALINA™ SLATE STONE

PAVERS



Catalina Slate Stone combines the flexibility of modular design with the textured finish of natural slate.




Silex Blend


AVAILABLE COLORS



Danville Blend



Driftwood Blend*




Sable Blend




Silex Blend

SHAPES & SIZES

3-Piece



6 x 12 x 2 ³/₈



9 x 12 x 2 ³/₈



12 x 12 x 2 ³/₈

**Swatches represent product color only, not surface texture, dimension and/or shape.*



Silex Blend

NEW!

CATALINA™ GRANA

PAVERS

Catalina Grana offers crisp, clean lines and a smooth, linear surface that's fully ADA compliant and creates an eye-catching contemporary look that's ideal for high-traffic areas.




Silex Blend


AVAILABLE COLORS




Danville Blend



Driftwood Blend*




Sable Blend




Silex Blend

SHAPES & SIZES


3-Piece Modular



6 x 3 x 2 3/8



6 x 6 x 2 3/8



6 x 9 x 2 3/8



TRUECOLOR™

Belgard's premium surface level color-enhancing protectant. TrueColor enhances the original color depth of Belgard pavers and extends color fastness and durability over time. Please refer to page 14 for more information.

**Swatches represent product color only, not surface texture, dimension and/or shape.*



Driftwood Blend

DUBLIN COBBLE® & CIRCLE

PAVERS



A true classic, the gently distressed surface and antiqued edging of Dublin Cobble creates a casually elegant, time-worn look. The Dublin Cobble Circle Kit is specifically designed to create arched and circular designs.




Silex Blend

AVAILABLE COLORS



Danville Blend



Driftwood Blend*



Sable Blend



Silex Blend

SHAPES & SIZES

3-Piece Modular



$5\frac{5}{16} \times 2\frac{15}{16} \times 2\frac{3}{8}$




$5\frac{15}{16} \times 5\frac{15}{16} \times 2\frac{3}{8}$



$5\frac{15}{16} \times 8\frac{7}{8} \times 2\frac{3}{8}$

Circle Kit



$5\frac{1}{2} \times \text{variable} \times 2\frac{3}{8}$

*Swatches represent product color only, not surface texture, dimension and/or shape.



Danville Blend

HOLLAND STONE

PAVERS



A classic shape, smooth surface and multiple color options make Holland Stone ideal for creating a wide variety of traditional looks. Holland Stone is also an excellent choice as a border element.



Faneuil Hall

AVAILABLE COLORS



Charcoal




Driftwood*




Faneuil Hall



Sable Blend



Silex Blend



Walnut*

SHAPES & SIZES

60MM Holland Stone



$3\frac{1}{16} \times 7\frac{7}{8} \times 2\frac{3}{8}$

SPECIAL ORDER

80MM Holland Stone
 $3\frac{1}{16} \times 7\frac{7}{8} \times 3\frac{1}{8}$

**Swatches represent product color only, not surface texture, dimension and/or shape.*



Sable Blend with Faneuil Hall border

LAFITT® PAVER

PAVERS WITH TRUCCOLOR



Lafitt Paver features one of the most natural-looking textures available in a modern paver, combining the look and feel of cut flagstone with the strength and durability of Belgard.



Charcoal

AVAILABLE COLORS**




Charcoal



Danville Blend*



Sable Blend



Silex Blend*



Walnut*

SHAPES & SIZES

6 x 9



6 x 9 x 2³/₈

6 x 6



6 x 6 x 2³/₈

6 x 9 and 6 x 6 are sold on separate pallets.



TRUCCOLOR™

Belgard's premium surface level color-enhancing protectant. TrueColor enhances the original color depth of Belgard pavers and extends color fastness and durability over time. Please refer to page 14 for more information.

**Also available without TrueColor.

*Swatches represent product color only, not surface texture, dimension and/or shape.



Walnut

LAFITT® GRANA SLAB

PAVERS



Lafitt Grana Slab pairs sleek contemporary style with modern design innovation. Featuring a smooth finish and large-scale units, it offers the additional option to overlay existing concrete, depending on site conditions.




Sable Blend

AVAILABLE COLORS



Brittany Blend



Danville Blend



Driftwood Blend*




Sable Blend




Silex Blend

SHAPES & SIZES


3-Piece Modular - 60MM



$14\frac{7}{8} \times 7\frac{3}{8} \times 2\frac{3}{8}$



$14\frac{7}{8} \times 14\frac{7}{8} \times 2\frac{3}{8}$



$14\frac{7}{8} \times 22\frac{5}{16} \times 2\frac{3}{8}$

**Swatches represent product color only, not surface texture, dimension and/or shape.*



Sable Blend

LAFITT® RUSTIC SLAB

PAVERS



Lafitt Rustic Slab features the look and texture of cut slate paired with the versatility of larger-scale modular design. It also offers the option to overlay existing concrete, depending on site conditions.



Silex Blend


AVAILABLE COLORS*




Brittany Blend




Danville Blend



Driftwood Blend




Sable Blend




Silex Blend

SHAPES & SIZES


3-Piece Modular - 60MM



$14\frac{7}{8} \times 7\frac{3}{8} \times 2\frac{3}{8}$



$14\frac{7}{8} \times 14\frac{7}{8} \times 2\frac{3}{8}$



$14\frac{7}{8} \times 22\frac{5}{16} \times 2\frac{3}{8}$



TRUECOLOR™

Belgard's premium surface level color-enhancing protectant. TrueColor enhances the original color depth of Belgard pavers and extends color fastness and durability over time. Please refer to page 14 for more information.

**Also available without TrueColor.*



Danville Blend

LONDON COBBLE & CIRCLE KIT

PAVERS



The versatile London Cobble offers a tailored, architectural look with gently rounded corners and a domed pillowtop surface. The subtle color combinations and multiple pattern options make it ideal for crafting intricate designs.

AVAILABLE COLORS




Brittany Blend




Charcoal




Danville Blend




Driftwood




Faneuil Hall




Fossil Beige



Sable Blend




Sillex Blend



Walnut

SHAPES & SIZES

Square



6 x 6 x 2³/₈

Rectangle




6 x 9 x 2³/₈

Circle Kit



6 x Variable x 2³/₈



Charcoal with Faneuil Hall border

NEW!
MADRIA™
 SLAB WITH SATURA™

Madria slab emulates the look of wide wooden planks in a durable low-maintenance paver. Featuring Satura™ color technology, Madria provides natural woodgrain variegations and distinctive hues that are resistant to stains and fading, ensuring lasting beauty.



Almond Brown

AVAILABLE COLORS




Almond Brown



Pewter

SHAPES & SIZES

Large Square



22½ x 22½ x 2¾

Large Rectangle



15 x 30 x 2¾

Contact your local Belgard representative for options and availability.





Pewter

MEGA-ARBEL® PATIO SLAB

PAVERS




Mega-Arbel offers the look and feel of natural flagstone. With an irregular shape and false joints, it creates a random look that flows harmoniously into the surrounding landscape.




Silex Blend

AVAILABLE COLORS



Danville Blend



Driftwood Blend*



Sable Blend



Silex Blend

SHAPES & SIZES

Patio Slab



15³/₈ x 21 x 2³/₈

**Swatches represent product color only, not surface texture, dimension and/or shape.*



OLD YORK™

PAVERS




Old York Pavers provide a natural yet elegant look that will bring your outdoor space to life. With the appearance of weathered clay brick, Old York Pavers give you the means by which to create a unique outdoor area.



Charcoal & Silex Blend

AVAILABLE COLORS




Charcoal



Faneuil Hall



Silex Blend



Walnut*

SHAPES & SIZES

Old York



$3\frac{15}{16} \times 7\frac{7}{8} \times 2\frac{3}{8}$



TRUECOLOR™

Belgard's premium surface level color-enhancing protectant. TrueColor enhances the original color depth of Belgard pavers and extends color fastness and durability over time. Please refer to page 14 for more information.

Larger joints between pavers allow Old York to be installed as a permeable paver option.

**Swatches represent product color only, not surface texture, dimension and/or shape.*



Silex Blend

PROVENCE SLAB™

PAVERS WITH SATURA™




Designed using our revolutionary Satura™ color technology, Provence Slab offers the most natural-looking paver on the market that emulates the look and texture of natural bluestone or ledgerrock.




Niagara Gray

AVAILABLE COLORS



Black Hills




Niagara Gray



Shenandoah

SHAPES & SIZES

3-Piece Modular




7 1/2 x 15 x 2 3/8

15 x 15 x 2 3/8

15 x 22 1/2 x 2 3/8

Large Square



22 1/2 x 22 1/2 x 2 3/8

Large Rectangle



15 x 30 x 2 3/8





Shenandoah

URBANA® STONE

PAVERS



The chiseled texture of Urbana Stone recalls the look of vintage cut stone. The versatile 3-piece modular system offers an optional large square to add a broader range of shapes and laying patterns.



Danville Blend (sealed)

AVAILABLE COLORS



Danville Blend



Sable Blend



Silix Blend

SHAPES & SIZES

3-Piece Modular 60MM



$7\frac{7}{8} \times 3\frac{15}{16} \times 2\frac{3}{8}$



$7\frac{7}{8} \times 7\frac{7}{8} \times 2\frac{3}{8}$



$7\frac{7}{8} \times 11\frac{13}{16} \times 2\frac{3}{8}$

SPECIAL ORDER

Large Square
 $11\frac{3}{4} \times 11\frac{3}{4} \times 2\frac{3}{8}$

Larger joints between pavers allow Urbana Stone to be installed as a permeable paver option.



Silex Blend

PERMEABLE PAVERS





BE WATER WISE & HOUSE PROUD.

ELIMINATE STANDING WATER,

reduce erosion and lower water demand with Belgard® Permeable Pavers. Our permeable pavers allow the movement of stormwater through the surface, reducing runoff and improving water quality by filtering pollutants.

BENEFITS TO HOMEOWNERS

- Eliminate standing water and improve drainage.
- More beautiful and durable than conventional paved surfaces.
- Can include a heating system to eliminate snow and ice build-up.
- Can include a water-harvesting system to recycle stormwater for irrigation.

BENEFITS TO COMMUNITIES

- Filter water back underground to recharge local groundwater supplies.
- Clean pollutants from stormwater to improve water quality of nearby lakes and rivers.
- Reduce demands on local storm drains.
- Reduce water used for irrigation.

AQUA ROC™ II

PERMEABLE PAVERS



With classic appeal, Aqua Roc II offers a green solution for those who love the look of a traditional paver. Able to support heavy vehicular loads, Aqua Roc II is an excellent choice for a variety of residential needs.



Silex Blend

AVAILABLE COLORS



Fossil Beige




Silex Blend


SHAPES & SIZES

Large Unit

Half-Size Unit



$3\frac{15}{16} \times 7\frac{7}{8} \times 3\frac{1}{8}$



$3\frac{15}{16} \times 3\frac{15}{16} \times 3\frac{1}{8}$

Both sizes on one pallet.



Fossil Beige

ECO DUBLIN[®]

PERMEABLE PAVERS



Eco Dublin provides an environmental solution with the contemporary modular look of cut stone, which pairs well with nearly any architectural style.



Fossil Beige & Silex Blend Mix

AVAILABLE COLORS



Fossil Beige



Silex Blend

SHAPES & SIZES

3-Piece Modular



$6\frac{7}{8} \times 3\frac{1}{16} \times 3\frac{1}{8}$



$6\frac{7}{8} \times 6\frac{7}{8} \times 3\frac{1}{8}$



$6\frac{7}{8} \times 10\frac{1}{4} \times 3\frac{1}{8}$

TURFSTONE™

PERMEABLE PAVERS




Turfstone stabilizes soil erosion by allowing rainwater to gradually filter back into soil. Its eco-friendly design reduces run-off while allowing greenery to grow through it, creating a unique natural look.



Gray

AVAILABLE COLORS



Gray

SHAPES & SIZES

Turfstone



15¾ x 23¾ x 3¼

PORCELAIN PAVERS





ITALIAN DESIGN FOR OUTDOOR LIFESTYLES.

BELGARD® IS EXCITED TO OFFER exclusive product collections to our versatile line of outdoor paving materials. Mirage® Porcelain Pavers are authentic Italian-designed porcelain pavers that meet the most aggressive durability standards. Porcelain pavers can be used in a variety of application, including creative walkways, contemporary pool surrounds and gorgeous patio areas.

All porcelain products can be installed using elevated systems.

ARDESIE

STONE FINISH PORCELAIN PAVERS



Ardesie captures the elegance of natural stone in a contemporary way. The end result is a slate-like look with the durability of porcelain. Expect the wide range of color variation that is inherent in natural slate.



African Stone

AVAILABLE COLORS



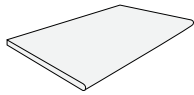
African Stone
AD 03 NAT - V4

SHAPES & SIZES



23.54 x 23.54 x 3/4

SPECIAL ORDER Unico



12.99 x 23.54 x 3/4

See page 80
for full product
information.



Spacers are recommended for all porcelain paver installations.

PLEASE NOTE: For vehicular applications, must be a mortar install over a concrete slab.



African Stone

NOON

WOOD FINISH PORCELAIN PAVERS




Noon is a contemporary expression of the simple life. The collection combines the warmth of natural wood with the elegance of glossy wood, incorporating all the extraordinary technical characteristics of porcelain stoneware: timeless and fearless.




Ember


AVAILABLE COLORS




Charcoal
NN 05 NAT - V4



Daylight
NN 01 NAT - V4



Ember
NN 02 NAT - V4



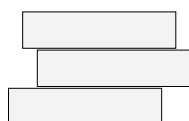
Honey
NN 03 NAT - V4

SHAPES & SIZES



7.80 x 47.17 x 3/4

SPECIAL ORDER



11.73 x 47.17 x 3/4



Spacers are recommended for all porcelain paver installations.

PLEASE NOTE: For vehicular applications, must be a mortar install over a concrete slab.

QUARZITI 2.0

STONE FINISH PORCELAIN PAVERS




Quarziti 2.0 is an interpretation of stone that incorporates a gentle shading effect to recreate the authentic diversity of natural elements. A variety of modular shapes offer ultimate design flexibility.



Glacier


AVAILABLE COLORS




Glacier
QR 01 NAT - V3



Mountains
QR 02 NAT - V



River
QR 04 NAT - V3



Waterfall
QR 03 NAT - V3

SHAPES & SIZES



23.54 x 23.54 x 3/4"

SPECIAL ORDER




17.64 x 35.35 x 3/4"

SPECIAL ORDER Modular (Sold as pair only)



11.73 x 23.54 x 3/4"



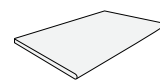
23.54 x 35.35 x 3/4"

SPECIAL ORDER



11.73 x 23.54 x 3/4"

Unico



12.99 x 23.54 x 3/4"

See page 80
for full product
information.



Spacers are recommended for all porcelain paver installations.

PLEASE NOTE: For vehicular applications, must be a mortar install over a concrete slab.

NEW TURIN™

STONE FINISH PORCELAIN PAVERS

Turin porcelain pavers closely mimic the subtle textures and muted iridescence of natural unpolished quartz to create stunning contemporary outdoor living spaces and poolscapes.




Canyon


AVAILABLE COLORS




Canyon – V3



Frost – V3



Rapids – V3



Stream – V3

SHAPES & SIZES



23.54 x 23.54 x 3/4



Spacers are recommended for all porcelain paver installations.

PLEASE NOTE: For vehicular applications, must be a mortar install over a concrete slab.


NEW VERONA™ STONE FINISH PORCELAIN PAVERS

The Verona line emulates a variety of natural stones to create distinctive outdoor living designs. Each available color was fashioned to closely mimic the specific natural qualities of a different quarried stone.




Blue Stone


AVAILABLE COLORS




Blue Stone – V3



Platinum – V3



Taos – V3



Yukon – V4

SHAPES & SIZES



23.54 x 23.54 x 3/4



Spacers are recommended for all porcelain paver installations.

PLEASE NOTE: For vehicular applications, must be a mortar install over a concrete slab.

UNICO

PORCELAIN STEP AND COPING



Two installation needs, a single solution. This versatile porcelain unit is processed on both sides to give you maximum flexibility and design freedom

Unico can be used as a step and as a coping for swimming pools. With a rounded, bullnose edge or straight edge, this uniquely functional border piece looks great from every angle.



SIZE

12.99 x 23.54 x 3/4
Double sided special trim




ROUNDED EDGE




STRAIGHT EDGE


AVAILABLE COLORS




African Stone
AD 03 NAT - V4




Quarziti 2.0
Glacier QR 01 NAT



Quarziti 2.0
Mountains QR 02 NAT



Quarziti 2.0
Waterfall QR 03 NAT



Quarziti 2.0
River QR 04 NAT



Quarziti 2.0 Porcelain Paver & Unico Coping in Mountains with Waterfall Border

SCULPTED

86

Belair Wall®

88

Mega-Tandem™ (MSRW®)

92

Ashlar Tandem® Wall

STANDARD

94

AB® Collection

NEW

96

Brookshire™ Wall

98

Diamond® 9D

100

Weston Stone®

PRO

102

Diamond Pro®

103

Diamond Pro® PS

Weston Stone

LEGEND



STEPS



WALLS



FIRE PITS



KITCHENS



COLUMNS