


All of our stones are hand-picked and harvested from local quarries and farms all around New England.

At Portland Stone Ware we take great pride in providing the finest natural stone veneer in the marketplace today. Our unique stones are hand sorted, split and sawn by our skilled stone craftsmen to reveal natural beauty, texture and color. PSW Natural Thin Stone Veneer will add elegance and beauty to your home or business with endless design possibilities. Typical thin veneer applications include stone cladding, chimneys, fire places, pillars, indoor walls, outdoor walls, foundation coverings, and indoor/outdoor kitchens. Using simple installation techniques, our natural thin veneer is just right for new construction and renovation projects.

Our extensive line includes 39 unique stone color blends to choose from. Whether you're a designer, architect, contractor, or home owner you can be sure PSW has the right stone for your taste. We offer 5 different profiles of natural thin veneer providing a variety of shapes and sizes to choose from. These profiles are known as ashlar, ledgerstone, mosaic, square & rectangular, and round. Every profile offers unique texture and depth of color.

Our full lines of stone thin veneers are available at local masonry and building centers spanning the northeast.

In addition, we can provide full veneer and wallstone for projects that require a thicker, full bed stone. To see more, please visit us at portlandstoneware.com for design inspiration, installation practices, and specification sheets. We recommend contacting your local masonry dealer for samples and product info. Photos are a representation and colors will vary.



ROUND

Round sawn thin veneer is some of the most sought after stone in the world. Our round fieldstone is hand-picked and harvested from local farms and stonewalls across New England. Boasting a natural weathered stone face, our round stone may have some moss and lichen from years of weathered and aging.

Stone Finish & Sizing Details | **Finish:** Natural Weathered Face | **Size Range:** 8" - 16" Diameter | **Thickness:** 1 1/2" +/-



New England Weathered Fieldstone



Beach



Pocono Boulders



White Mountain



Connecticut Tan



New England Weathered Fieldstone



New England Weathered Fieldstone



Connecticut Tan

PACKAGING DETAILS


FLAT

LG Crate:
168 sf
14 layers
12 sf per layer

CORNERS

LG Crate:
100 lf
5 lf per layer






ASHLAR

Ashlar is rectangular in shape, with a larger range of stone heights. The ashlar profile is also hand split to reveal the natural stone's unique grain and texture.

Stone Finish & Sizing Details | **Finish:** Split Face **Height:** 3" - 7" **Length:** 4" - 14" **Thickness:** 1 1/2" +/-



Connecticut White Line



LEDGESTONE

PSW ledgerstone is a natural stone product, hand split to expose a unique texture, and enhance these New England stones' color tones and natural grains. Ledgerstone consists of thin rectangular shapes, typically used in a "dry stack" application for a clean contemporary look.

Stone Finish & Sizing Details | **Finish:** Split Face **Height:** 1" - 4" **Length:** 4" - 12" **Thickness:** 1 1/2" +/-



Connecticut White Line



Connecticut Tan



New England Blend



Antique Granite



Newport Gray



Connecticut Tan



New England Blend



Antique Granite



Newport Gray



Pennsylvania Weathered Edge



Vinland Granite



Weathered Cube



Blue Mountain



Vinland Granite



Bluestone



New England Blend



Connecticut Tan



Pennsylvania Weathered Edge



Newport Gray



New England Blend



MOSAIC

The mosaic profile is a classic look, made up of irregular shapes and sizes to give your project that "Old World" look and feel. Our mosaic cut stone has a natural stone face, exposing the true beauty of the grains and colors created by Mother Nature millions of years ago. Mosaic offers endless layout and grouting options to achieve the finished look desired.

Stone Finish & Sizing Details | **Finish:** Natural Face | **Length:** 6" - 14"
Height: 6" - 14" | **Thickness:** 1 1/2" +/-



Connecticut White Line



SQUARE & RECTANGULAR

This profile is just as it sounds, made up of square & rectangular shape pieces in a variety of sizes. Like our mosaic thin veneer, square & rectangular also has a natural stone face, and can be installed using a variety of different patterns and grouting techniques to give your project that look that feels just right.

Stone Finish & Sizing Details | **Finish:** Natural Face | **Length:** 6" - 14"
Height: 6" - 14" | **Thickness:** 1 1/2" +/-



Connecticut White Line



Connecticut Tan



New England Blend



Antique Granite



Newport Gray



Connecticut Tan



New England Blend



Antique Granite



Newport Gray



Vinland Granite



Weathered Cube



Blue Mountain



New England Weathered Fieldstone



Vinland Granite



Weathered Cube



Blue Mountain



New England Blend with a custom cut bluestone cap.



Antique Granite



Antique Granite